

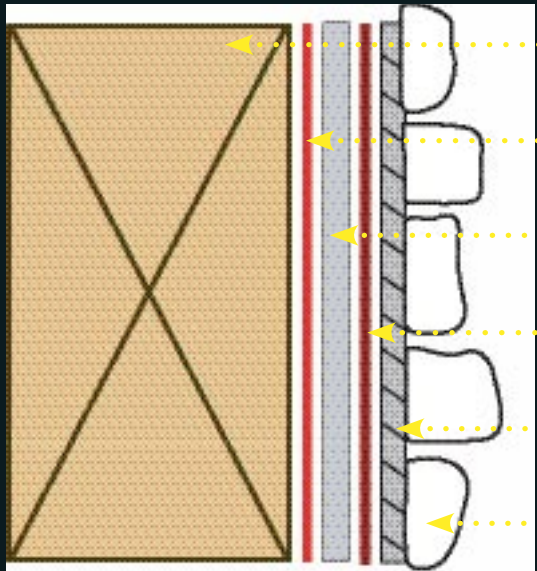
Cover stone: Minnesota Blend Fieldstone

Mall of America (St. Croix Trap Rock)



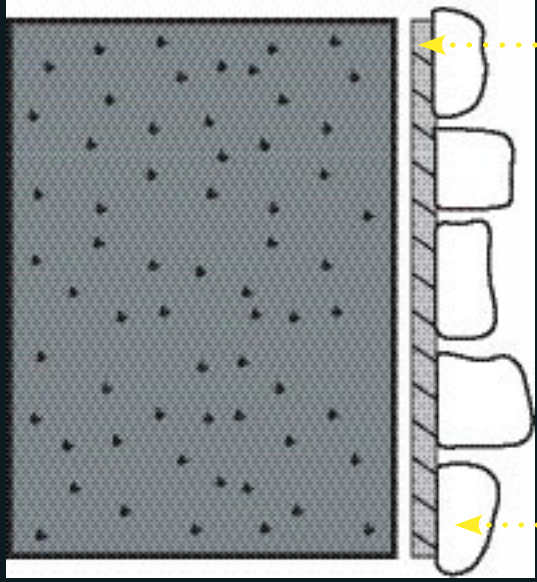
Installation Cross Section

Wood Frame:



- 2x6 Studs
- Sheathing
- Weather barrier*
- Metal Lath (galvanized)
- Mortar scratch coat
- Cascade Stone

Block or masonry:



- Apply mortar directly to clean surface
- Cascade Stone

If treated or painted, use galvanized metal lath or sand blast surface

Cascade Stone installation:

Apply approximately 1/2 inch of mortar on back of stone and set stone on wall with back and forth movement.
 Cascade Stone manufactures stones that can be installed one of three ways; grouted, dry stacked or both.
 Check with Cascade Stone at the time of purchase for installation instructions that correspond with the type of stone you have selected.

Cascade Stone, Inc.
 15 Old Hwy. 8
 New Brighton, MN 55112
 ph: 651.774.9657
 fax: 651.774.1602
 email: info@cascadestone.com
 www.cascadestone.com

Hearth Stones



Sill Stones



Key Stones




Corner Stones



135° Corner

Cap Stones



Our accessories can be built to go with any one of our stone styles. The smooth and fine textured finish accent any fireplace, wall or gate.
 Color and thickness provide natural depth and detail that will compliment any project.